



BRIEF ON VIOLENCE AFFECTING CIVILIANS

JANUARY TO MARCH 2024

HIGHLIGHTS

- ❖ Between January and March 2024, the UNMISS Human Rights Division (HRD) documented 240 incidents of violence affecting 913 civilians [468 killed, 328 injured, 70 abducted, and 47 subjected to conflict-related sexual violence (CRSV)].
- ❖ This represents a 24 percent increase in the number of incidents as compared to the same reporting period in 2023 (from 194 to 240), and a one percent decrease in the number of victims (from 920 to 913). The proportion of civilians killed increased by 16 percent (from 405 to 468), while the number of victims injured increased by 40 percent (from 235 to 328). Abductions decreased by 74 percent (from 266 to 70), while CRSV significantly increased by 236 percent (from 14 to 47).
- ❖ In comparison to the previous quarter, there was an eight percent increase in violent incidents (from 223 to 240) and a six percent increase in civilian casualties (from 862 to 913). The killings increased by 15 per cent (from 406 to 468), while injuries increased by 12 percent (from 293 to 328). While abductions decreased by 30 percent (from 100 to 70), the number of CRSV decreased by 25 per cent (from 63 to 47).
- ❖ Violence involving community-based militias and/or civil-defense groups accounted for 87 percent of victims (796 individuals), with the vast majority continued to be documented in Warrap State.

VIOLATIONS AND ABUSES OF INTERNATIONAL HUMAN RIGHTS AND HUMANITARIAN LAW

VICTIMS OF THE MAJOR FORMS OF VIOLENCE

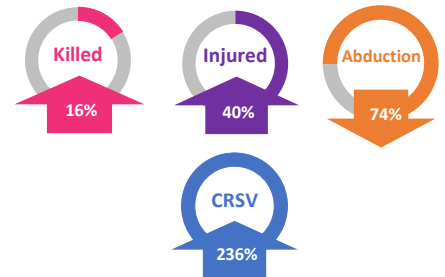
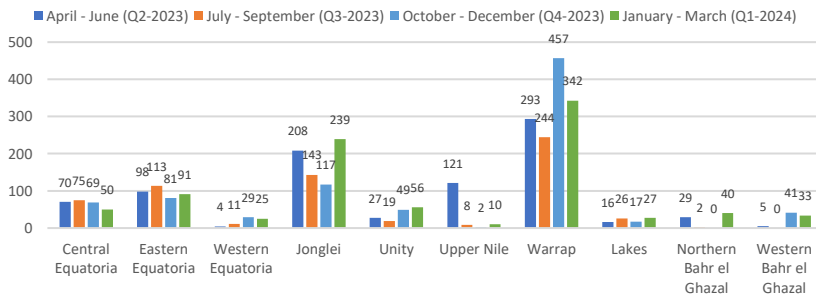
KEY FIGURES



TRENDS IN THE NUMBER OF CIVILIANS AFFECTED BY STATES

VICTIMS, JAN-MAR 24 COMPARED WITH JAN-MAR 23

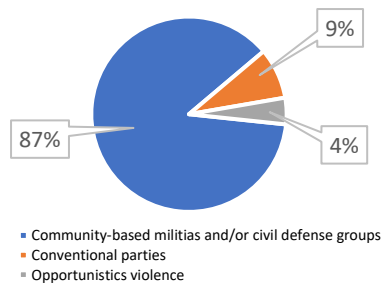
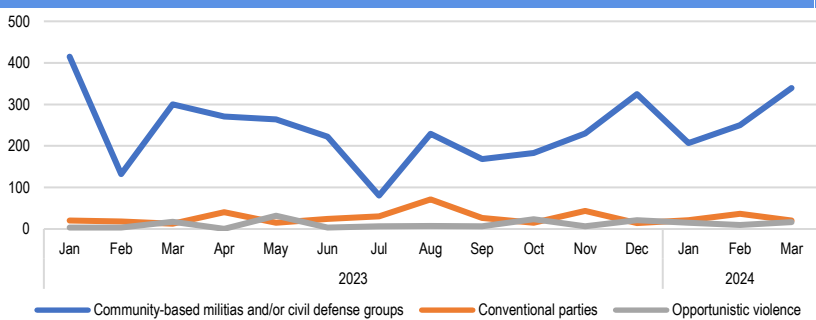
TREND ANALYSIS



TRENDS IN THE NUMBER OF VICTIMS IN JAN-2023 TO MAR-2024

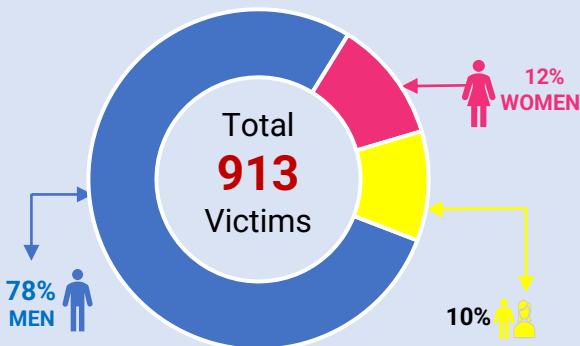
VICTIMS BY CATEGORY OF PERPETRATORS

PERPETRATORS



Victims by gender/sex

VICTIMS



Location of Violence Affecting Civilians in South Sudan January – March 2024

